

Sounds-Write

A linguistic-phonetic
reading/spelling programme



A young girl with dark skin and her hair styled in a bun with a purple and blue hair tie is sitting at a white desk. She is looking down at an open book with a green cover. The background is a blurred classroom setting with a window and a red chair.



Help your child
to read and write





Why Sounds~Write?

- Because every one of you in this room has a child who can already listen and speak.
- No-one has to send their child to school to learn what comes naturally.
- What doesn't come naturally is **learning to read and write.**

What prompted the development of writing?







© Sounds-Write 2017





Phoneticisation



c5,000 Years Ago...

Transparent v complex codes




- Física
- physics

f ff ph gh

Why is English so difficult to read?

- 26 letters of the alphabet
- 44 speech sounds
- Over 200 different spellings to represent these 44 sounds.
- This is due to English being an amalgamation of several languages with influences from Latin, French, German and Scandinavian.




How does the English alphabet code work?

To become fluent readers and spellers
children need to know:

- 1: Letters are used to spell individual sounds** (one at a time, from left to right across the page).
- 2: Each sound may be spelled by one or more letters.**

cat ship night weight



How does the
English
alphabet code
work?

To become fluent readers and spellers
children need to know:

**3: Sounds may be written in more than
one way:**

play, rain, great, gate

**4: Many spellings represent more than
one sound.**

the spelling < ea > can represent the
sounds:

seat, head, break



What do we
think reading
is about?

What **skills** need to be practised and perfected to become a fluent reader?

- **Segmenting**
- **Blending**
- **Phoneme manipulation**

You also need **code knowledge**: how to spell the sounds in the language



What skills
do we
need?

- **Segmenting**
- **The ability to separate the sounds in words.**

/sh/



/i/



/p/



Essential Skills

- **Blending**
- **The ability to blend sounds into words.**






Essential Skills

- **Phoneme (sound) Manipulation**
- **The ability to swap sounds around to make new words.**

The Sounds-Write Programme



- The complete programme is composed of 3 levels **Initial Code, Extended Code & Polysyllabic Words**.
- Each level comprises 5 'lessons' or activities.
- Within each level, different 'units' focus on different sounds and word structures.
- It is also packed full of games and activities so the children learn in a fun way.



Let's have a go!

- **Word building**
- **Word reading**
- **Sound Swapping**

INITIAL CODE

Simple spellings – 1 letter > 1 sound




Double letters ll ss ff zz



**Introduce 2 different letters > 1 sound : sh
th ch ck wh ng qu**




Initial Code Units

- **Unit 1** - a,i,m,s,t
 - **Unit 2** - n,o,p
 - **Unit 3** - b,c,g,h
 - **Unit 4** - d,e,f,v
 - **Unit 5** - k,l,r,u
 - **Unit 6** - j,w,z
 - **Unit 7** - x,y,ff,ll,ss,zz
- 

Teaching the sounds

- We need to ensure that we model the correct pronunciation of sounds.
- This helps children to blend and segment correctly.

<https://youtu.be/a8ZMfYjdN-s>



Say the sounds precisely!




<https://youtu.be/a8ZMfYjdN-s>

© Sounds-Write 2017



EXTENDED CODE


- The **skills** of segmenting, blending & phoneme manipulation continue to be reinforced and practised at this level.
 - **Factual knowledge** is vastly expanded as the learner encounters 'new' sounds and new spellings.
 - **Understanding** is expanded and developed
- 

Conceptual Knowledge

1. A sound can be spelled with 2 (or more) letters.


Light dough

1. Same sound > different spellings - tree tea
2. Same spelling > different sounds - seat head





EXTENDED CODE

- Same sound > different spellings.
rain stay
 - Same spelling > different sounds.
bread beak
 - Units 1 - 48 – vowel sounds and
consonant sounds.
- 

Vowels

/aɪ/
David
cape
rain
say
steak
vein
grey
eight
straight

/aɪr/
air
stare
bear
where
their

/ɑːr/
farm
palm
father
laugh

/eɪ/
tread
friend
said
any

/iː/
he
tree
funny
seat
grief
these
key
taxi
ceiling

/iːr/
cheer
fear
here

/ɜːr/
fern
sir
turn
work
earn

/ɪ/
gypsy
English
build

/iː/
icy
pie
nine
sky
night
buy

/ɒ/
want

/oː/
only
toe
home
oak
own
soul
though

/ɔːr/
for jaw
more
warn
pour
roar
walk
Paul
caught
bought
water

m/oo/n
room
flew
blue
flute
to

/ɔɪ/
joy
coin

/oʊ/
down
house
bough

/ʊ/
young
son
blood

b/oo/k
bush
rook
should



Extended Code

Consonants

/b/
rubber

/d/
ladder
giggled

/f/
photo
tough

/g/
juggle
ghost
guest

/h/
who

/j/
gem
nudge
large
suggest

/k/
school
queen
account
trekking
unique

/l/
bottle
panel
plural
ppil
petrol

/m/
hammer
comb
hymn
some

/n/
dinner
knot
sign
gone

/ng/
blink

/p/
apple

/r/
write
carrot
rhyme

/s/
city
choice
loose
scene
castle

/sh/
chef
issue
action
special

/t/
bitter
doubt
passed
granite

/v/
have
revving


/w/
penguin

/z/
snooze
is
cheese
possess





Sounds- Write

- The lessons are **multi-sensory** and the teaching and learning is made **clear** and **explicit**.
 - When errors are made, specific error corrections orient the learner to re-organize his/her concepts of reading and spelling.
- 

Home Reading Books

- We have made a huge investment in new reading books to match our phonic scheme.
- These books only contain words and sounds the children have been taught in their phonics so far



How can you help your child?



Read with them at least 3 times a week.

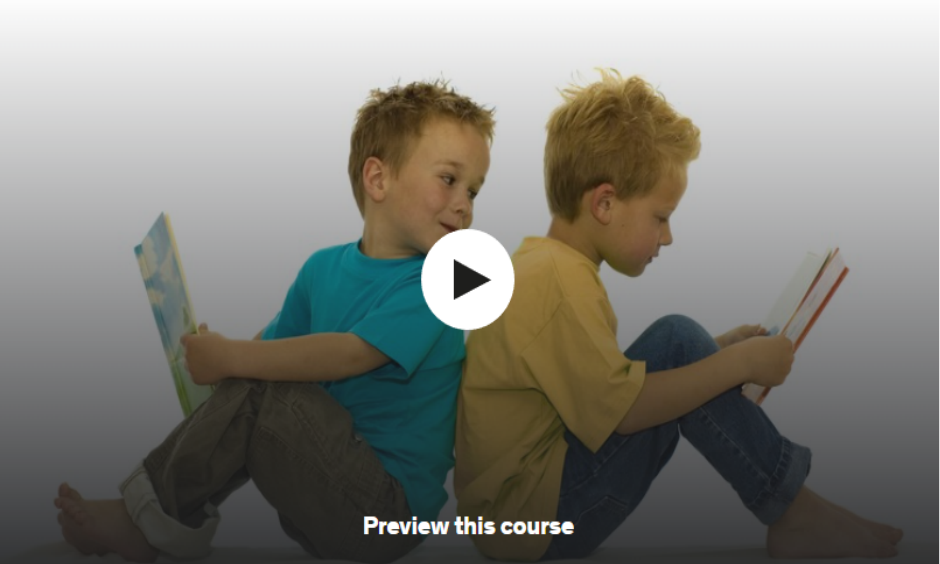


Help them segment and sound out words they don't know, don't just tell them the word.



Promote a culture of reading at home so children learn to enjoy reading for pleasure.





Preview this course

Help your child to read and write

Sounds-Write Phonics Program, Initial Code, Units 1-7

Free tutorial 4.6 ★★★★★ (4,967 ratings) 40,972 students
1hr 18min of on-demand video

Created by John Walker

English English

Free

Enroll now

What you'll learn Course content Reviews Instructors

- ✓ help your child take their first steps in reading and spelling;
- ✓ understand how to help your child build, write and read simple cvc (consonant, vowel, consonant) words;
- ✓ understand how to correct your child when they make a mistake in their reading or writing simple words;
- ✓ have a basic understanding of how phonics works.

If your child is using Sounds-Write at school, this course will teach you how to support them with

Help your child to read and write

★★★★★ 4.5 (92 ratings) 1,285 students enrolled

Who is the target audience?

- The course is for parents or carers who want to give their children aged 4 to 6 a good start in learning to read and spell. It is not really designed for teachers or for helping older children who have reading difficulties.

Curriculum For This Course

[Expand All](#) 18 Lectures 58:58

- Getting Started		01:18
▶ Welcome!		01:18
+ What reading and writing is about	5 Lectures	13:55
+ The Initial Code: Key concepts	3 Lectures	07:21
+ Word building	4 Lectures	15:48
+ Word reading	3 Lectures	12:08
+ Unit 7	2 Lectures	08:28

Free


Enroll Now

Includes:

- ▶ 1 hour on-demand video
- 📄 8 Supplemental Resources
- 🌐 Full lifetime access
- 📱 Access on mobile and TV
- 📄 Certificate of Completion

Section: 2	0 / 6
What reading and writing is about	
Section: 3	0 / 4
The Initial Code: Key concepts	
Section: 4	0 / 4
Word building	
▶ 10. Word building	5:18 <input checked="" type="radio"/>
📄 Progression in Sounds-Write - The Initial Code.pdf 📄 Printouts for word building word reading and sentence reading Units 1 to 7.pdf 📄 Word lists IC units 1-7.pptx	
▶ 11. Word building: error correction	2:55 <input type="radio"/>
▶ 12. Word building: more common errors	3:40 <input type="radio"/>
▶ 13. The ingredients of a good lesson: teaching the Initial Code - Units 1 to 6	3:55 <input type="radio"/>
Section: 5	0 / 3
Word reading	

Now watch the intro video



https://youtu.be/U_e568INroM